

Sprint Men
Official ranking

COMPETITION JURY

| | | |
|--------------------|-----------------|-------|
| TECHNICAL DELEGATE | BERGER Pascal | (FRA) |
| CHIEF OF RACE | PERY Adrian | (GBR) |
| REFEREE | JOVAN Andreja | (SLO) |
| START REFEREE | MORRISSEY Simon | (GBR) |
| FINISH REFEREE | DAVIES James | (GBR) |

1st RUN

| | | |
|--------------|-------------|-------|
| COURSESETTER | MANSART Seb | (GBR) |
|--------------|-------------|-------|

2nd RUN

| | | |
|--------------|--------------|-------|
| COURSESETTER | WEBBER Ruedi | (GBR) |
|--------------|--------------|-------|

| | | |
|---------------|-----------------|-----------------|
| COURSE | Combe des Bieux | Combe des Bieux |
| START | 1542 m | 1542 m |
| FINISH | 1400 m | 1400 m |
| DROP | 142 m | 142 m |
| HOMOLOGATION | 12292/01/17 | 12292/01/17 |
| GATES | | |
| STARTING TIME | 09:30 | 12:30 |

LIST n°218 APPLIED PENALTY: 0,00 CALCULATED PENALTY: -2,60 F = 500
Number of competitors: 38, Number of NSA: 10

| Rank | Bib | Code | Name | Year | Nation | Run 1 | Penalty | Run 2 | Penalty | Time | Gap | Points |
|------|-----|---------|--------------------------|------|--------|---------|---------|---------|---------|---------|-------|--------|
| 1 | 7 | 4510011 | MICHEL Nicolas | 1995 | | 1:11.42 | 0+0 | 1:16.67 | 0+3 | 2:28.09 | | 0,00 |
| 2 | 6 | 4560009 | ALES Jure | 1995 | | 1:13.35 | 0+3 | 1:15.56 | 0+3 | 2:28.91 | 0.82 | 2,77 |
| 3 | 13 | 4420075 | LOEKEN Trym Nygaard | 1993 | | 1:13.03 | 1+0 | 1:17.89 | 0+4 | 2:30.92 | 2.83 | 9,56 |
| 4 | 2 | 4510016 | MATTER Stefan | 1987 | | 1:16.82 | 1+4 | 1:16.00 | 0+3 | 2:32.82 | 4.73 | 15,97 |
| 5 | 3 | 4190008 | LAU Philippe | 1986 | | 1:16.90 | 2+3 | 1:15.98 | 0+3 | 2:32.88 | 4.79 | 16,17 |
| 6 | 15 | 4190045 | ISSAUTIER Guillaume | 1996 | | 1:16.44 | 0+1 | 1:19.69 | 0+4 | 2:36.13 | 8.04 | 27,15 |
| 7 | 8 | 4510001 | DAYER Bastien | 1987 | | 1:16.97 | 1+4 | 1:19.59 | 1+4 | 2:36.56 | 8.47 | 28,60 |
| 8 | 16 | 4190056 | CLAYE Noe | 1999 | | 1:17.42 | 0+3 | 1:19.64 | 0+3 | 2:37.06 | 8.97 | 30,29 |
| 9 | 14 | 4500007 | COLLBERG Olle | 1993 | | 1:17.85 | 0+4 | 1:19.30 | 0+3 | 2:37.15 | 9.06 | 30,59 |
| 10 | 10 | 4420078 | HOLE Sivert | 1995 | | 1:18.92 | 0+3 | 1:18.82 | 0+3 | 2:37.74 | 9.65 | 32,58 |
| 11 | 21 | 4190060 | ETIEVENT Adrien | 1998 | | 1:18.03 | 0+3 | 1:20.05 | 0+3 | 2:38.08 | 9.99 | 33,73 |
| 12 | 11 | 4190055 | NABOT Elie | 1997 | | 1:18.63 | 0+3 | 1:21.03 | 0+3 | 2:39.66 | 11.57 | 39,06 |
| 13 | 1 | 4510013 | RUFER Thomas | 1987 | | 1:18.79 | 0+3 | 1:21.17 | 0+3 | 2:39.96 | 11.87 | 40,08 |
| 14 | 26 | 4420098 | MOSTER HAUGEN Amund | 1996 | | 1:20.90 | 0+3 | 1:21.82 | 0+3 | 2:42.72 | 14.63 | 49,40 |
| 15 | 17 | 4420118 | KVERNBERG Erik | 1999 | | 1:20.86 | 1+3 | 1:22.50 | 0+3 | 2:43.36 | 15.27 | 51,56 |
| 16 | 12 | 4420112 | GJELSTAD Kristian Lauvik | 1998 | | 1:21.23 | 1+3 | 1:22.62 | 0+4 | 2:43.85 | 15.76 | 53,21 |
| 17 | 32 | 4220027 | FRENCH James | 1992 | | 1:21.22 | 0+4 | 1:23.25 | 0+4 | 2:44.47 | 16.38 | 55,30 |
| 18 | 9 | 4510012 | NICATY Julien | 1994 | | 1:23.48 | 1+3 | 1:23.21 | 0+3 | 2:46.69 | 18.60 | 62,80 |
| 19 | 5 | 4510017 | BENEY Romain | 1997 | | 1:20.29 | 0+4 | 1:26.85 | 0+4 | 2:47.14 | 19.05 | 64,32 |
| 20 | 29 | 4200017 | KRAFT Robin | 1996 | | 1:21.93 | 0+3 | 1:27.39 | 1+4 | 2:49.32 | 21.23 | 71,68 |
| 21 | 4 | 4560008 | ALES Saso | 1992 | | 1:24.41 | 2+3 | 1:25.42 | 0+3 | 2:49.83 | 21.74 | 73,40 |
| 22 | 20 | 4190053 | SILLON Theo | 1998 | | 1:29.70 | 1+1 | 1:20.16 | 0+3 | 2:49.86 | 21.77 | 73,50 |
| 23 | 28 | 4220032 | BINGHAM Sion | 1997 | | 1:24.33 | 0+3 | 1:26.52 | 0+3 | 2:50.85 | 22.76 | 76,85 |
| 24 | 27 | 4220035 | DIXON Alec | 1999 | | 1:23.84 | 0+4 | 1:27.39 | 0+4 | 2:51.23 | 23.14 | 78,13 |
| 25 | 31 | 4200024 | FRANK Christoph | 1998 | | 1:24.88 | 1+4 | 1:26.91 | 0+3 | 2:51.79 | 23.70 | 80,02 |
| 26 | 19 | 4510018 | MOSSET Maxime | 1998 | | 1:25.09 | 2+3 | 1:28.35 | 0+4 | 2:53.44 | 25.35 | 85,59 |
| 27 | 37 | 4200023 | SAUTTER Max | 2001 | | 1:28.38 | 1+3 | 1:26.55 | 0+4 | 2:54.93 | 26.84 | 90,62 |
| 28 | 30 | 4150000 | DOSTAL Kamil | 1977 | | 1:26.48 | 1+3 | 1:29.70 | 0+4 | 2:56.18 | 28.09 | 94,84 |
| 29 | 34 | 4220033 | DIXON Colin | 1998 | | 1:27.01 | 1+4 | 1:29.88 | 0+4 | 2:56.89 | 28.80 | 97,24 |
| 30 | 38 | 4220037 | EMSLEY Ben | 1996 | | 1:31.32 | 2+3 | 1:31.14 | 0+3 | 3:02.46 | 34.37 | 116,04 |
| 31 | 33 | 4480000 | ISAEV Nikolay | 1980 | | 1:32.83 | 2+3 | 1:31.66 | 0+3 | 3:04.49 | 36.40 | 122,90 |
| 32 | 22 | 4510019 | RODUI Valentin | 1999 | | 1:43.89 | 2+3 | 1:28.52 | 0+4 | 3:12.41 | 44.32 | 149,64 |
| 33 | 25 | 4200016 | UBER Maximilian | 1996 | | 1:46.33 | 2+4 | 1:38.85 | 3+4 | 3:25.18 | 57.09 | 192,75 |

Did Not Finish - Run 1 (1)

| | | | | | |
|----|---------|------------------|------|--|-----|
| 24 | 4200019 | MUELLER Leonhard | 1991 | | DNF |
|----|---------|------------------|------|--|-----|

PARTENAIRES OFFICIELS

PARTENAIRES TECHNIQUES






| Rank | Bib | Code | Name | Year | Nation | Run 1 | Penalty | Run 2 | Penalty | Time | Gap | Points |
|------|-----|------|------|------|--------|-------|---------|-------|---------|------|-----|--------|
|------|-----|------|------|------|--------|-------|---------|-------|---------|------|-----|--------|

Disqualified - Run 1 (1)

| | | | | | | | | | | | | |
|----|---------|---------|----------|------|---|--|-----|--|--|--|--|--|
| 36 | 4190059 | FLAMAND | Baptiste | 2000 |  | | DSQ | | | | | |
|----|---------|---------|----------|------|---|--|-----|--|--|--|--|--|

Disqualified - Run 2 (3)

| | | | | | | | | | | | | |
|----|---------|-----------|-----------|------|---|---------|--|-----|--|--|--|--|
| 18 | 4200022 | UBER | Louis | 2001 |  | 1:17.81 | | DSQ | | | | |
| 23 | 4510014 | PROCUREUR | Gaetan | 1995 |  | 1:22.03 | | DSQ | | | | |
| 35 | 4300032 | OIKAWA | Yoshitaka | 1972 |  | 1:34.65 | | DSQ | | | | |

PARTENAIRES OFFICIELS

PARTENAIRES TECHNIQUES

